

# Woodside GS4-ELG Guitar Support

The highly acclaimed and favored guitar support becoming popular with classical guitar players is now available in a version for electric solid body, hollow body, and other narrow-bodied guitars.

Known for its excellent build quality and craftsmanship, the Woodside is the most comfortable and adaptable guitar support. By positioning the guitar in ideal playing position, regardless of body size, the player is able to maintain good posture, enabling better dexterity and longer playing sessions.




## Patented and professional player-tested features:

- Fully pivoting gripper system - including two sets of grippers for thin or medium depth guitar bodies.
- Locking Ball & Socket system for angular adjustment relative to support pillar
- Cradle rotates freely relative to leg rest
- Wide range of accessories for additional customization and positioning
- Easy disassembly for compact stowage and transport



# Woodside Allows You to Get YOUR Unique Playing Position

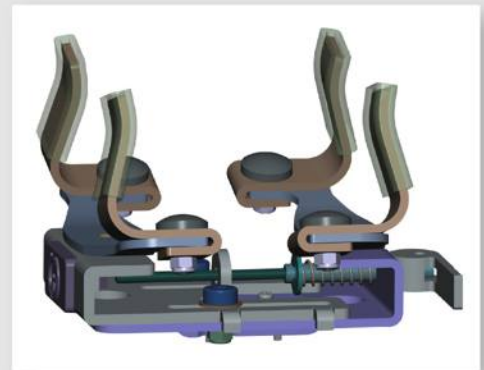
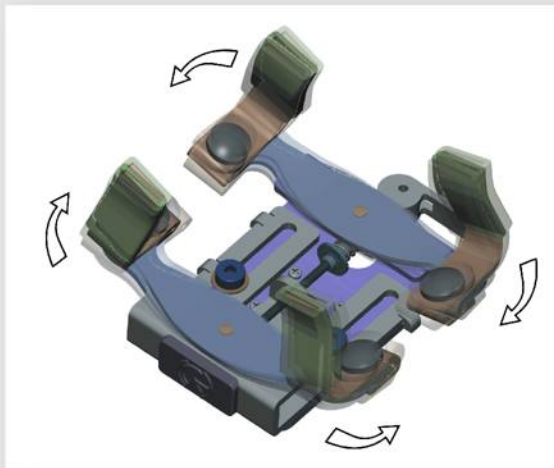
Freedom from the guitar strap and/or footstool - for better balance, and longer, more comfortable practice or performance sessions!



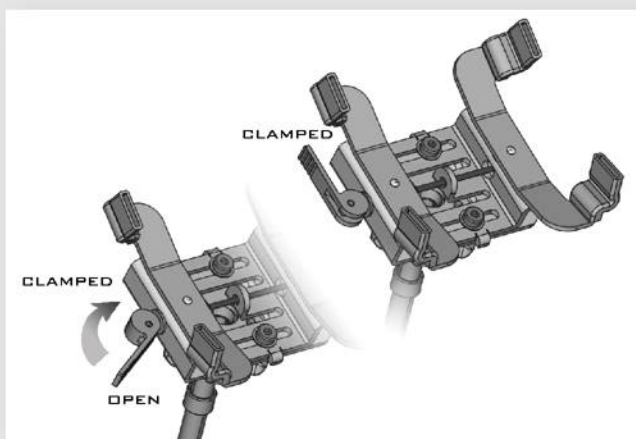
Includes fitting accessories which allow adapting to either right or left leg resting position. Lefties can also use the Woodside, simply by flipping front/back of the guitar support (relative to the guitar).

## The Woodside Patented and Unique Clamping Cradle

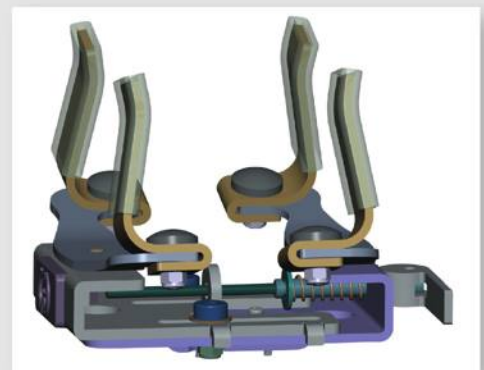
The pivoting grippers ensure even, positive clamping forces for increased stability.



Gripper "Risers" are changeable - for use with wider guitars,...



The flip-lever lock provides quick and convenient clamping and release of the guitar.



... or with higher reach, narrower grippers, for contoured and thin-bodied guitars



# Compatible With Popular Guitar Models

The GS4-ELG will fit and work well with most popular solid and hollow-bodied electric guitars, as well as thinner bodied acoustics.




Whether you play a Tele', a Strat, Les Paul, or most any solid or hollow body electric, or even acoustic, the GS4-ELG will fit most models.

Included are two different sets of grippers. Select the best size for the size and shape of the guitar being held. (Note the spec's on following page. Thicker acoustics will work best with the classical guitar model.



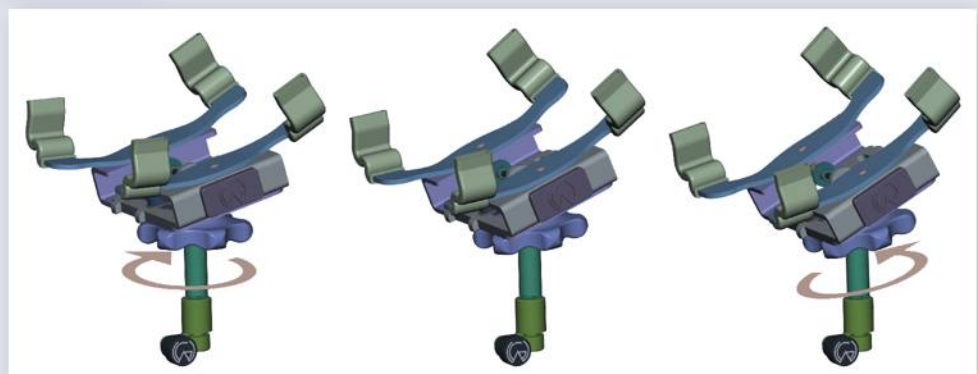
## Ball & Socket Mechanism - For Fine-tuning Angular Offset




Another innovation exclusive to the Woodside, and yet essential in providing the most personalized and connected positioning, is the ball & socket mount between the cradle and support pillar.

Providing 0-13° off neutral position in any axis, the guitar can be angled in countless configurations. Once the player's comfort zone is found, simply lock the retaining cup and the position will be held for the next session - even if the support is removed from the guitar.

Note - These images are from similar Woodside support (for classical guitar); the mechanism is identical for the GS4-ELG.



# Included Fitting/Setup Accessories

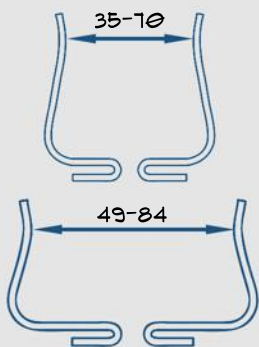


The kit comes complete with:

- Cradle Assembly
- Leg Rest Assembly
- Short and Standard Extender Rod
- Two sets of Gripper Risers
  - Medium Rise / Wider Body
  - High Rise - Narrow Body
- 15 and 25° Angle Blocks (for custom setup of angular offset bias)



## Specifications & Additional Information



Approximate Clamping  
Width Range

- Clamping Width Range: 35-84mm
- Height Range\* (Upper part of leg rest to instrument resting position): 80-160 mm
- Angle Range - 13° (Ball & Socket) in all directions (base has 14° bias/offset)
- Weight: Approx 190 g
- Materials: Anodized aluminum, brass, stainless steel, PC/ABS Injection Molded
- Folded Size (for stowage): 130x100x59 (high)

*\* Specifications are approximate and subject to change without notice*

\* Visit our website or contact your local dealer for more information.

[www.woodsideguitars.com](http://www.woodsideguitars.com)

